



### District Report Card: 2017


<b>State:</b> Tamil Nadu	<b>District:</b> Erode
<b>Class:</b> 8	<b>Subject:</b> Language
<b>Schools:</b> 51	<b>Students:</b> 1020


### Participation/Coverage


#### Students

 GENDER	Boys		Girls	
	Number	%	Number	%
	510	50.00	510	50.00

 AREA	Rural		Urban	
	Number	%	Number	%
	622	60.98	398	39.02

 CATEGORY	SC		ST		OBC		GEN	
	Number	%	Number	%	Number	%	Number	%
	330	32.35	9	0.88	652	63.92	29	2.84

 CWSN	LD	VI	HI	S&LD	ID	Oth
	3	1	1	0	1	1

 Management	Government		Government-aided	
	Number	%	Number	%
	796	78.04	224	21.96

### Average Performance of Students in Language (%)

Overall	Gender		Area		Management		Social Group			
	Male	Female	Rural	Urban	Govt.	Aided	SC	ST	OBC	GEN
60.44	58.21	62.68	59.83	61.41	59.70	63.10	60.02	61.48	60.71	59.08

### Performance on Learning Outcomes (LOs)

Learning Outcomes	Description	Average Performance(%)
L813	Read textual/non-textual materials with comprehension and identifies the details, characters, main idea and sequence of ideas and events while reading	60.44

Range of Performance of Students who Answered Correctly							
Below 30%		30% - 50%		50% - 75%		Above 75%	
Number	%	Number	%	Number	%	Number	%
98	9.61	224	21.96	445	43.63	253	24.80

### Lowest Performing Learning Outcomes (LOs)

1 - Read textual/non-textual materials with comprehension and identifies the details, characters, main idea and sequence of ideas and events while reading (60.44)